


FSC / LED Canopy Light

The FSC LED Canopy Light is an efficient, energy saving solution for replacing metal halide and high-pressure sodium fixtures. The compact design is ideal for covered walkways convenience stores, service station canopies and enclosed parking areas.

Project Name: _____ Type: _____

Catalog Number: _____ Date: _____



SPECIFICATIONS

Features

- Available in 40W and 60W
- Replaces up to 250W metal halide fixtures
- Glare-free, uniform color
- Excellent thermal design
- Multiple knockouts for mounting convenience
- 50,000 hours L70 rated life

Construction

- Rugged cast aluminum housing
- Bronze powder coat finish
- Rust free

Electrical

- 120-277V universal voltage driver

Optics

- Color temperature 5000K with minimum CRI 70

Warranty

- 5-year limited warranty

Options

- Consult with your sales representative for additional options

CERTIFICATIONS



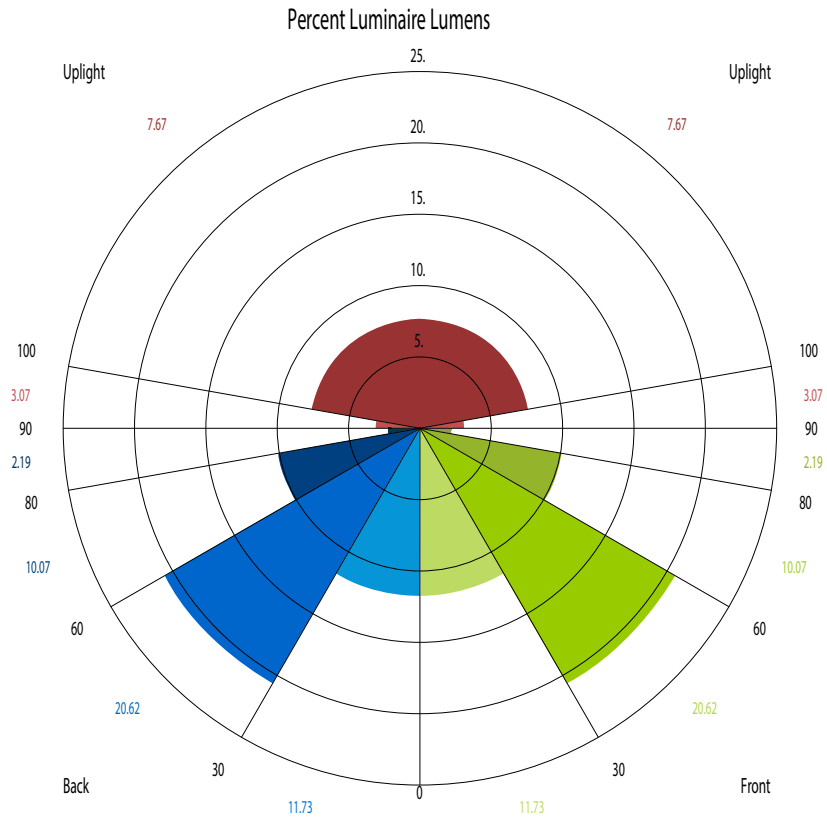
ORDERING INFORMATION

PART NUMBER	POWER CONSUMPTION	LUMENS	LUMENS PER WATT	LENGTH	WIDTH	HEIGHT
FSC4050	40W	4000	100	8-7/8"	8-7/8"	7"
FSC6050	60W	6000	100	12-2/5"	12-2/5"	8-7/8"

FSC / LED Garage Canopy Light

PHOTOMETRIC DATA (40 Watt)

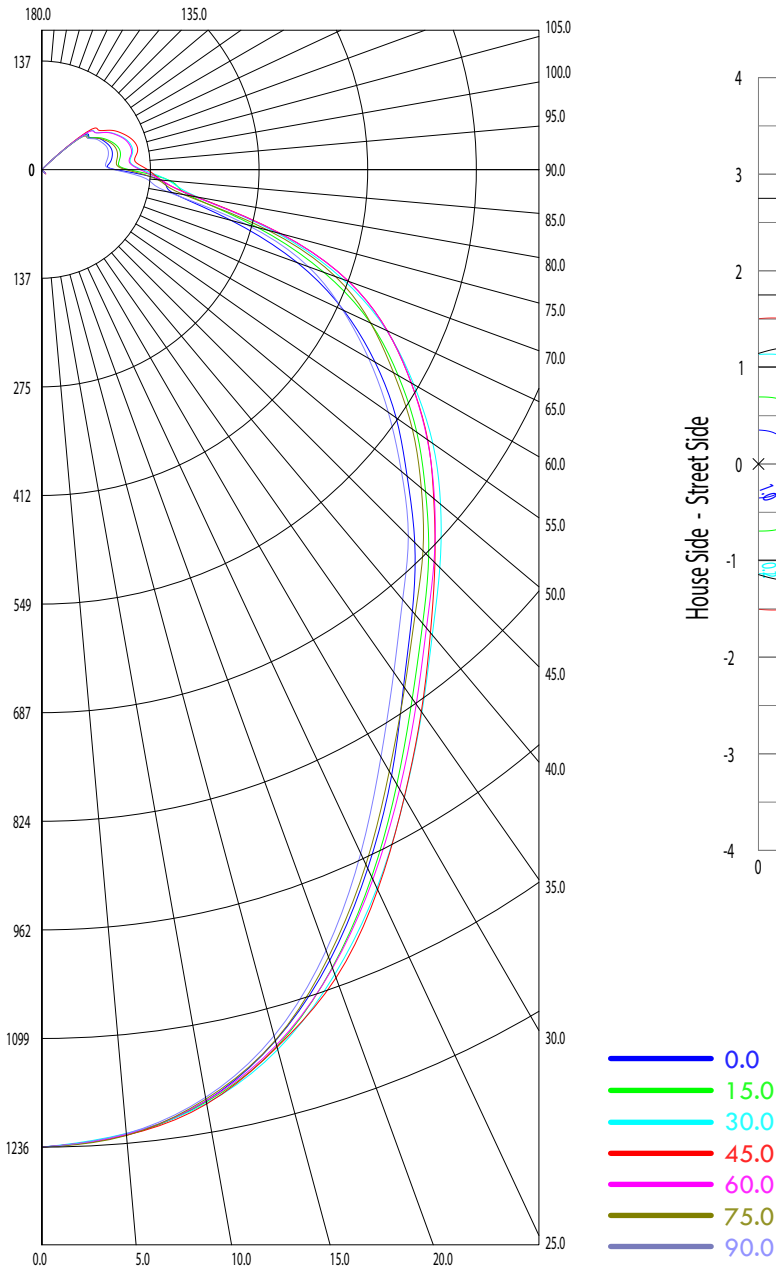
Luminaire Classification System Plot



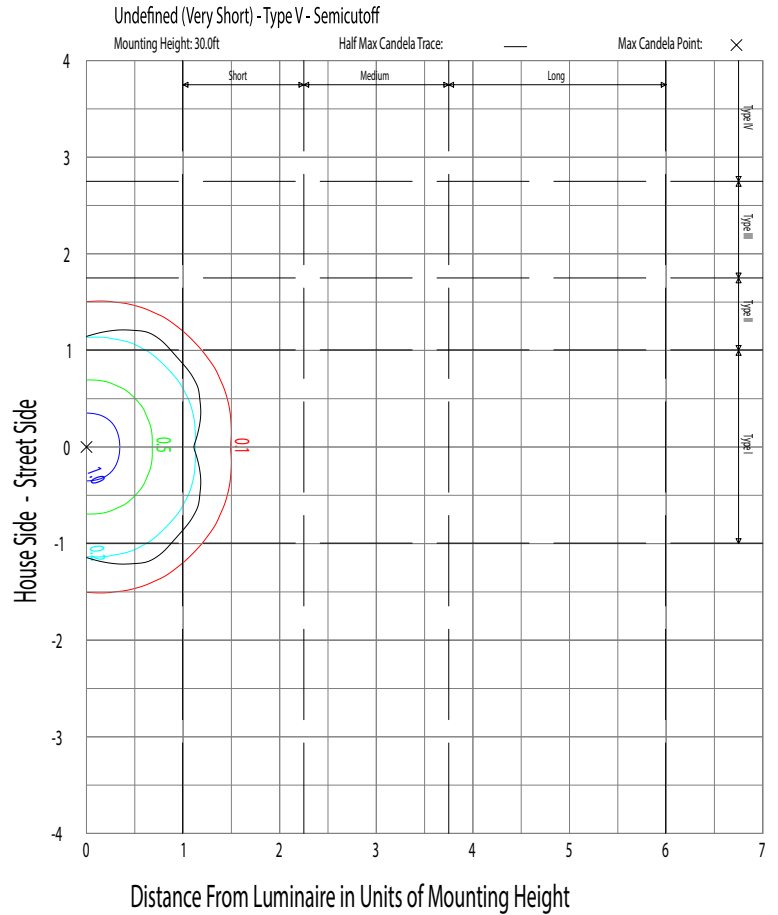
FSC / LED Garage Canopy Light

PHOTOMETRIC DATA (40 Watt)

Luminaire Classification System Plot



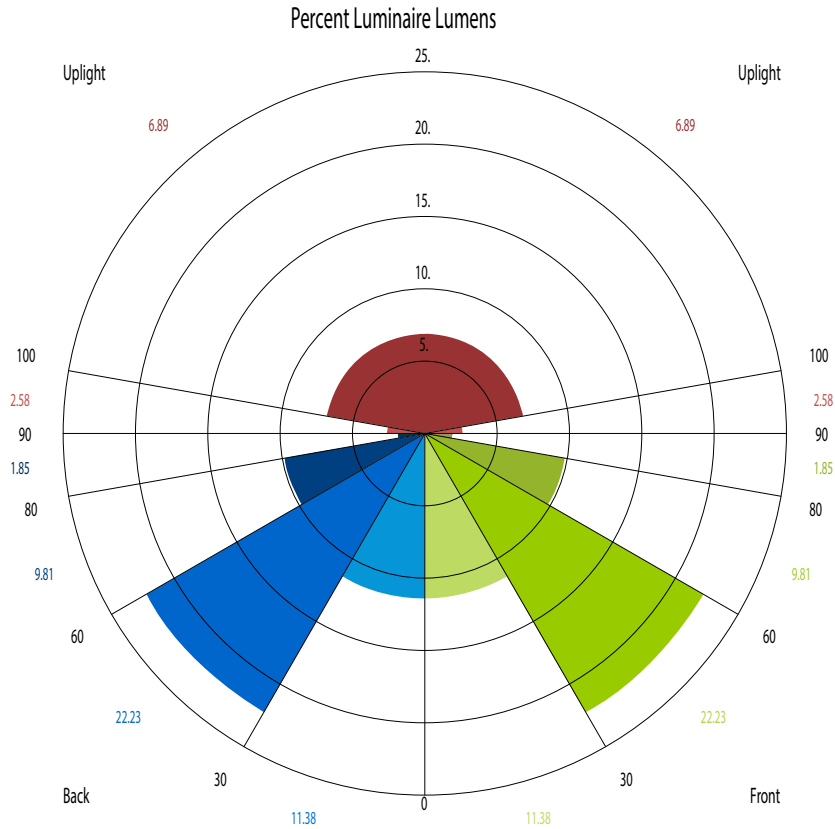
Iso-illuminance Plot



FSC / LED Garage Canopy Light

PHOTOMETRIC DATA (60 Watt)

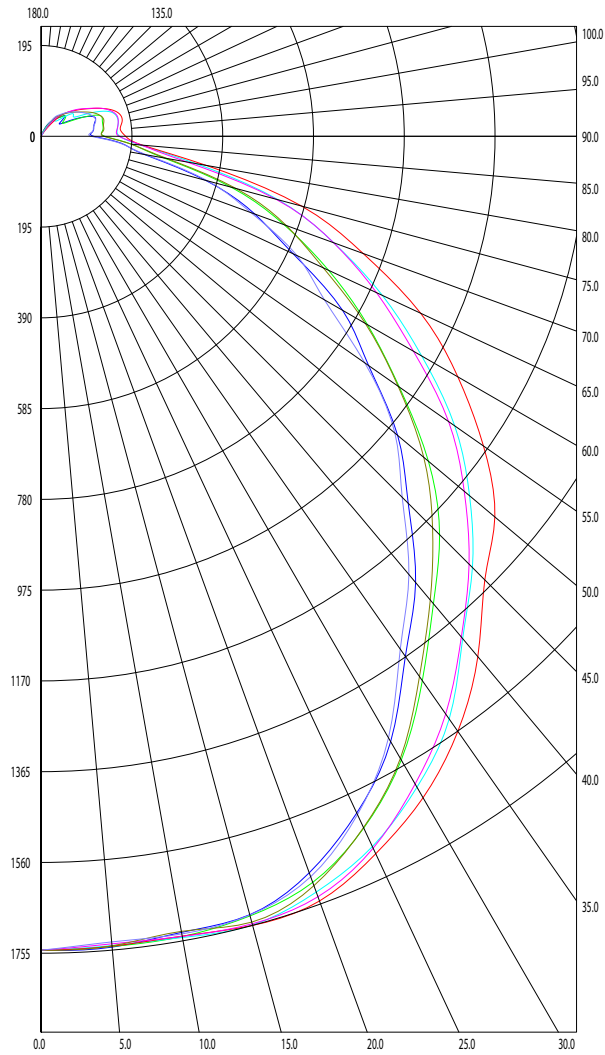
Luminaire Classification System Plot



FSC / LED Garage Canopy Light

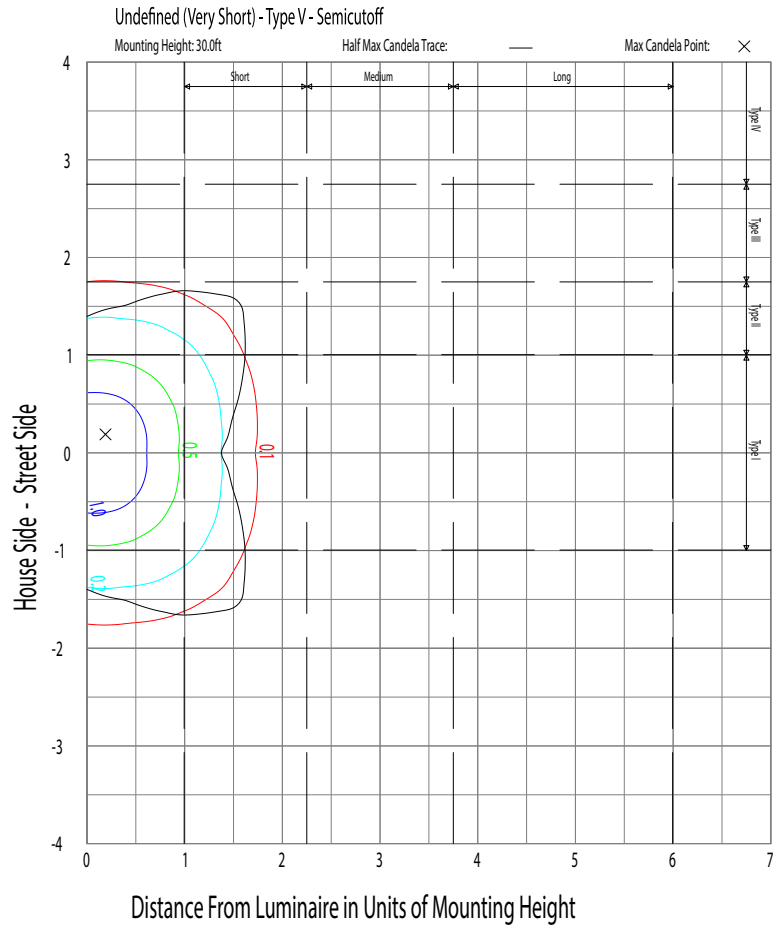
PHOTOMETRIC DATA (60 Watt)

Luminaire Classification System Plot



- 0.0
- 15.0
- 30.0
- 45.0
- 60.0
- 75.0
- 90.0

Iso-illuminance Plot



FSC / LED Garage Canopy Light

LUMEN AMBIENT TEMPERATURE COEFFICIENTS

PART NUMBER	LUMEN AMBIENT TEMPERATURE (LAT) MULTIPLIERS					
	Ambient					
	0°C	10°C	20°C	25°C	30°C	40°C
Lumen Multiplier						
FSC4050	1.02	1.01	1.01	1	0.99	0.99
FSC6050	1.02	1.01	1.01	1	0.99	0.99

PROJECTED LED LUMEN MAINTENANCE

PART NUMBER	PROJECTED LED LUMEN MAINTENANCE			
	Operating Hours			
	0	25,000	50,000	100,000
Lumen Maintenance Factor				
FSC4050	1.0	0.96	0.93	0.87
FSC6050	1.0	0.93	0.88	0.78

ELECTRICAL LOAD DATA

PART NUMBER	ELECTRICAL LOAD DATA			
	Electrical Load - Current (Amps)			
	120VAC	208VAC	240VAC	277VAC
FSC4050	0.32	0.19	0.17	0.15
FSC6050	0.52	0.3	0.26	0.23

FSC / LED Garage Canopy Light

FIXTURE DIMENSIONS

